

Using the Medical Library: Getting the information you need anywhere, anytime

Sydney Medical Program | Stage 1, Block 1, 2011



MONICA COOPER | Faculty Liaison Librarian
MEDICAL SCIENCES LIBRARIES



THE UNIVERSITY OF
SYDNEY

COMMONWEALTH OF AUSTRALIA

Copyright Regulations 1969

WARNING

This material has been copied and communicated to you by or on behalf of the University of Sydney pursuant to Part VA of the Copyright Act 1968 (the Act).

The material in this communication may be subject to copyright under the Act. Any further copying or communication of this material by you may be the subject of copyright or performers' protection under the Act.

Do not remove this notice.

For more information on Copyright for Students – see the Copyright Site:

<http://sydney.edu.au/copyright/students/coursework.shtml>

- › Library Tutorials During Stage 1:
 - **22 FEB:** Using the Medical Library: Getting the information you need anywhere, anytime

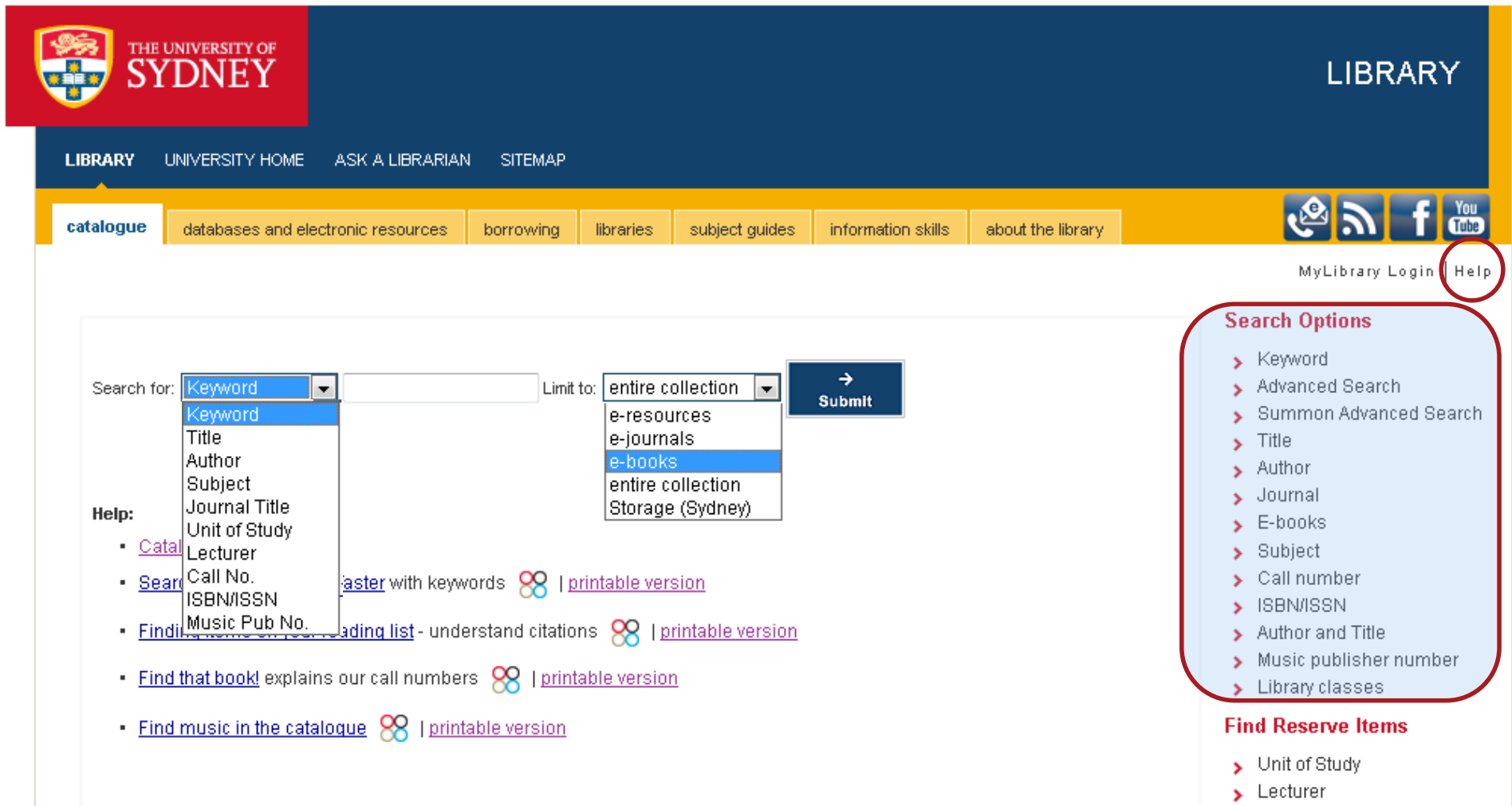
 - **15 MAR:** What is PBL?: Finding Health and Medical Information for Your PBLs

 - **12 MAY:** Finding Relevant Information using Health & Medical Databases (compulsory hands-on tutorial – timetabled each Thursday over 4 weeks)

 - **9 MAR:** SMP Research Skills Program (optional program over 6 weeks – sessions will be recorded and available on Compass)
-

Finding Us On Campus





The screenshot shows the University of Sydney Library Catalogue search interface. At the top left is the university logo. The main navigation bar includes 'LIBRARY', 'UNIVERSITY HOME', 'ASK A LIBRARIAN', and 'SITEMAP'. Below this is a secondary navigation bar with 'catalogue' (highlighted) and other categories like 'databases and electronic resources', 'borrowing', 'libraries', 'subject guides', 'information skills', and 'about the library'. On the right, there are social media icons for email, RSS, Facebook, and YouTube, along with 'MyLibrary Login' and 'Help' (circled in red).


The search area features a 'Search for:' dropdown menu currently set to 'Keyword', with a list of options including Title, Author, Subject, Journal Title, Unit of Study, Lecturer, Call No., ISBN/ISSN, and Music Pub No. To the right is a 'Limit to:' dropdown menu set to 'entire collection', with options for e-resources, e-journals, e-books, and Storage (Sydney). A 'Submit' button is located to the right of the limit dropdown.

Below the search area is a 'Help:' section with several links: 'Catalogue', 'Search', 'Finding items on the reading list', 'Find that book!', and 'Find music in the catalogue'. Each link is accompanied by a small icon and a 'printable version' link.

On the right side of the page, there are two red-bordered boxes. The top one is titled 'Search Options' and contains a list of search criteria: Keyword, Advanced Search, Summon Advanced Search, Title, Author, Journal, E-books, Subject, Call number, ISBN/ISSN, Author and Title, Music publisher number, and Library classes. The bottom one is titled 'Find Reserve Items' and contains a list: Unit of Study and Lecturer.

	Loan period	Renewals *	Number of Items *	Late Fines
Research and general collections	8 weeks <small>(unless recalled)</small>	Unlimited <small>(unless recalled)</small>	Unlimited	\$1.00 per day <small>(\$2.00 per day if recalled)</small>
Short Loan Collections	1 week	No	Unlimited	\$1.00 per day
Reserve Collections	2 hours or overnight	No	2 items at a time	\$2.50 per hour

- › Reserve items must be returned to the Library where they were borrowed
- › All other items may be returned to any library except Schaeffer Fine Arts

- › You can place a “Request” on 
 - Items on loan
 - Items held on another campus (e.g. Health Sciences)

- › Library notices will be sent to your university email address
-

Click on  on the Library homepage and login as shown:

MyLibrary

Manage your loans, holds and requests, reading history, ratings, saved searches and alerts.

LPAB and UPC students: Please login with your **Name & Borrower number**

Login with UniKey:

Your UniKey ID:
Your Password:

OR

Login with Name and Library borrower number:

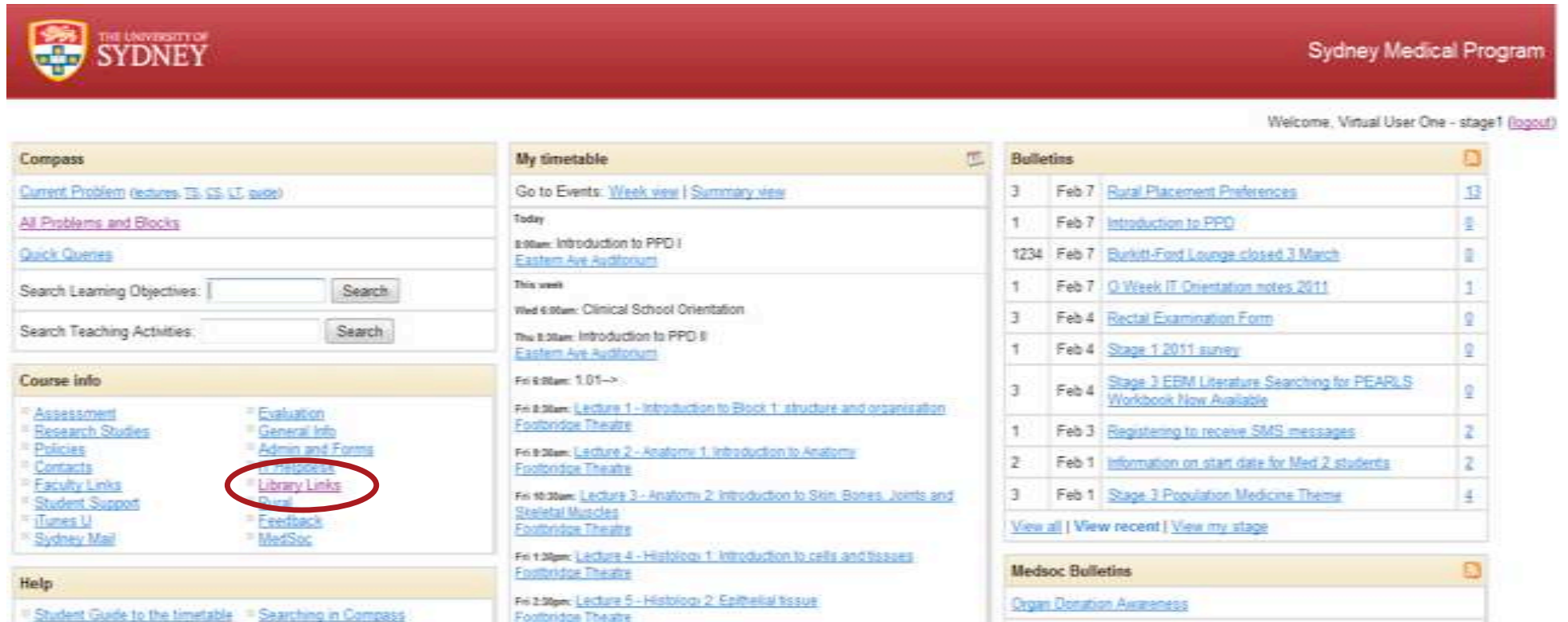
Your name:
Your library barcode number:

→
Submit



Accessing Library Resources – Compass

Select Library Links to view the Medicine for Students Subject Guide



The screenshot shows the Sydney Medical Program Compass interface. The top navigation bar includes the University of Sydney logo and the text 'Sydney Medical Program'. A user greeting 'Welcome, Virtual User One - stage1 (logout)' is visible in the top right.

The main content area is divided into three columns:

- Compass:** Contains links for 'Current Problem (requires TS, GS, LT, and)', 'All Problems and Blocks', and 'Quick Queries'. It also features search boxes for 'Learning Objectives' and 'Teaching Activities'.
- My timetable:** Displays a schedule of events, including 'Introduction to PPD I' and 'Introduction to PPD II', with dates and times.
- Bulletins:** Lists various announcements, such as 'Rural Placement Preferences' and 'Introduction to PPD', with dates and counts.

In the 'Course info' section, a list of links is provided, with 'Library Links' circled in red. Other links include Assessment, Research Studies, Policies, Contacts, Faculty Links, Student Support, iTunes U, Sydney Mail, Evaluation, General Info, Admin and Forms, Feedback, and MedSoc.

Medicine for Students Subject Guide

Medicine for students Tags: anatomy, basic_sciences, biochemistry, clinical_resources, drug_information, ebn, genetics, histology, immunology, infectious_diseases, medicine, medicine_students, neuroscience, pathology, pharmacology, physiology

This guide has been designed for the University of Sydney Medical Program students

Last update: Feb 7th, 2011 | URL: <http://libguides.library.usyd.edu.au/medstudent> | [Print Guide](#) | [RSS Updates](#) | [SHARE](#) [f](#) [t](#) [e](#)

[Home](#) | [Finding Articles](#) | [E-Resources](#) | [Web Links](#) | [Basic Sciences](#) | [Clinical Resources](#) | [EBM](#) | [Referencing & Writing](#)

[Home](#) | [Comments \(0\)](#) | [Print Page](#)

Search [Catalogue](#) [Go](#)

Featured e-Resources

SpringerImages

Springerimages is a collection of nearly 2 million images that spans the medical, scientific, technical, social sciences and humanities fields. It includes high-quality clinical images, photos, graphs, histograms, figures, and tables.

Jump from the image to the source article if the Library has access to the journal. Users can create personalized image "sets," and can easily export images for use in their own presentations or lectures.

images_oMD
online medical image library

Welcome to the University of Sydney Medical Program Subject Guide.



Where do I start?

Faculty Liaison Librarian



Monica Cooper

Contact info:
Medical Library
Level 3 Bosch Building, D05
Western Avenue, Camperdown
Campus
University of Sydney
NSW 2006 AUSTRALIA

Phone: +61 2 9351 5317
Mobile: 0402 389 803

DATABASES AND ELECTRONIC RESOURCES

- > Home
- > E-books
- > E-journals
- > Off-campus access ▾
 - > Troubleshooting off-campus access
 - > Off-campus access to eReserve
 - > Other electronic resources
- > Help ▾
 - > Troubleshooting databases
 - > Information skills
- > EndNote
- > Quick reference

About off-campus access

- All currently enrolled students and staff are entitled to off-campus access to the Library's licenced electronic resources.

Using off-campus access

1. Select the resource you wish to use from one of the [subject guides](#) or [database lists](#), or find it in in the [Online Catalogue](#).
2. You will be prompted to login at the login screen pictured below.
 - **UniKey login:** If you have a UniKey, enter your UniKey details in the top, UniKey login boxes. All students except for LPAB students, and all full- and part-time staff members receive a UniKey automatically. - More about UniKeys: [for students](#) / [for staff](#)
 - **Library Borrower Number login:** [if you don't have a UniKey](#), enter your name and Library Borrower Number in the Library Borrower Number login boxes.

Library Authentication

*If you have a UniKey enter your details below
Scroll down to the Library Borrower Number login box if you don't have a UniKey.*

UniKey login - for most students and staff	
UniKey login name: <input style="width: 90%;" type="text"/> UniKey password: <input style="width: 90%;" type="password"/> <input type="button" value="Login with UniKey"/>	No UniKey? About UniKeys for students and staff Problems or comments?

Use the Library Borrower Number login below if you don't have a UniKey

Library Borrower Number login	
Your Name: <input style="width: 90%;" type="text"/> Library Borrower Number: <input style="width: 90%;" type="text"/> <input type="button" value="Login with Library Number"/>	Troubleshooting Library Borrower Number login

Access Library Resources at Home or on Wireless –

Authenticate with

Unikey / password or

Name / library borrower number



SERVICES FOR

- > Students
- > Research
- > Teaching
- > Off-campus clients
- > Clients with disabilities
- > Alumni
- > Schools



FISHER LIBRARY REDEVELOPMENT PROJECT

Quick Search

in **GO** [Advanced Summon](#)

Search for

- > [Books](#)
- > [Articles](#)
- > [Reserve](#)
- > [Exam papers](#)
- > [Theses](#)

Study and research help

- > [Classes on campus](#)
- > [Teach yourself online](#)
- > [Endnote](#)
- > [Explore your subject](#)
- > [Faculty Liaison Librarians](#)

Using the library

- > [Library membership](#)
- > [Our libraries](#)
- > [Document delivery](#)
- > [Report a missing item](#)

Publishing and partnerships

- > [Publish and promote your research](#)
- > [Ensure access to your research](#)
- > [Sydney eScholarship](#)
- > [Sydney University Press](#)

MyLibrary Login >

NEWS Feeds



ICE: Explorations at the ends of the earth

This free exhibition in Rare Books and Special